
















SYMBOL LEGEND			
	NEW LIGHTS		EXISTING EXIT LIGHTS
	RELOCATED LIGHTS		NEW/RELOCATED EXIT LIGHTS
	EXISTING LIGHTS		EXISTING EMERGENCY LIGHTS
	NEW NIGHT LIGHTS		NEW EMERGENCY LIGHTS
	NEW LIGHTS WITH TUBE SHIELDS		ENERGY MANAGEMENT LOAD NUMBER
	EXISTING COOLER/FREEZER LIGHTS		NEW UP-LIGHTING
	NEW/ RELOCATED COOLER/FREEZER LIGHTS		POWERED TRELLIS
			NON-POWERED TRELLIS

- GENERAL NOTES:
1. LIGHT FIXTURES SHALL BE MANUFACTURED BY LITHONIA UNLESS NOTED OTHERWISE. PURCHASE FROM SYLVANIA AT THE NATIONAL CONTRACT PRICE. FOR PURCHASE, CONTACT SYLVANIA AT 1-800-873-1514 EXT. 000. THE ELECTRICAL CONTRACTOR SHALL BE RESPONSIBLE FOR VERIFYING ALL QUANTITIES, RATINGS, LENGTHS...ETC. ANY DISCREPANCIES SHALL BE RESOLVED WITH SYLVANIA PRIOR TO BID. CONTRACTOR SHALL BE RESPONSIBLE FOR ANY ADDITION TO THE BILL OF MATERIALS DUE TO LOCAL, STATE GOVERNMENTAL CODES.
  2. EMERGENCY & EXIT LIGHTS SHOWN ARE A MINIMUM. ENGINEER OF RECORD SHALL PROVIDE EMERGENCY LIGHT FIXTURES IN ACCORDANCE WITH LIFE SAFETY CODE 101 SECTION 5-9 AND LOCAL ORDINANCE.
  3. ALL JUNCTION BOXES LOCATED IN NEW COOLERS & FREEZERS ARE TO BE WEATHERPROOF. AFTER WIRING IS COMPLETE, SEAL ALL PENETRATIONS PER NEC 370-15 TO PREVENT MOISTURE TRANSFER AND ACCUMULATION. ANY MOISTURE ACCUMULATION/ CONDENSATION OR ICE PRESENT WITHIN A REFRIGERATED SPACE, CONDUIT BODY, ELECTRICAL BOX OR FIXTURE SHALL BE REMOVED WHILE THE ENTRY POINT IS PROPERLY REPAIRED/SEALED.
  4. ALL NEW LIGHT SWITCHES ARE TO BE MOUNTED NO MORE THAN 48" A.F.F. PER THE REQUIREMENTS OF A.D.A.
  5. ELECTRICAL CONTRACTOR IS RESPONSIBLE FOR RUNNING ALL NEW WIRING TO PANELS & CONNECTION OF ALL FIXTURES.
  6. ELECTRICAL CONTRACTOR SHALL SUPPLY & INSTALL END CAPS ON BOTH ENDS OF EVERY NEW LIGHT FIXTURE RUN. NO END CAPS SHALL BE INSTALLED BETWEEN TWO ADJOINING FIXTURES.
  7. ELECTRICAL CONTRACTOR SHALL SUPPLY & INSTALL JUNCTION BOXES ABOVE BAR JOISTS.
  8. ALL EMERGENCY LIGHTING SHALL BE ON A SCHEDULED CIRCUIT, AND ON THE LINE SIDE OF ANY ENERGY MANAGEMENT CONTROLS.
  9. "NL" INDICATES FIXTURES ON A NIGHT LIGHT CIRCUIT.
  10. ALL HOME RUNS SHALL GO TO EXISTING PANELS, UNLESS INDICATED OTHERWISE. THE ELECTRICAL CONTRACTOR SHALL VERIFY SIZE WITH EQUIPMENT AND SUPPLY ALL NEW BREAKERS AND RE-SIZED BREAKERS FOR EXISTING CIRCUITS AS REQUIRED.
  11. ALL NEW WIRING SHALL BE DONE IN STRICT ACCORDANCE WITH N.E.C. STANDARDS AND WITH FOOD LION STANDARDS. NO SLOPPY OR HAZARDOUS WORK WILL BE ACCEPTED. NO COLOR CHANGES IN WIRE RUNS, MISLABELED CIRCUITS, ETC.
  12. ELECTRICAL CONTRACTOR IS TO MAKE SURE THAT NO MC OR FLEX CABLES ARE USED UNLESS OTHERWISE NOTED. MC OR FLEX CABLES CAN ONLY BE USED IN SHORT RUNS FOR LIGHTING FEEDS. ELECTRICAL METAL TUBING MUST BE USED TO CONNECT PANEL TO JUNCTION BOX AND HAVE COMPRESSION TYPE FITTINGS. SEE SPECIFICATIONS FOR STANDARD PRACTICES.
  13. ELECTRICAL CONTRACTOR SHALL INSTALL WIRE GUARDS OVER NEW LIGHTS ON 8'-0" CEILINGS OR LOWER THROUGHOUT THE ENTIRE STORE.
  14. PROVIDE TUBE SHIELDS FOR ALL NEW LAMPS IDENTIFIED WITH "TS" INCLUDING BUT NOT LIMITED TO FIXTURES IN PRODUCE PREP AND PRODUCE SALES. SEE LIGHTING FIXTURE SCHEDULE ON SHEET E6.02
  15. ALL UP-LIGHTING ATOP THE PERIMETER HIGH DECK REFRIGERATED CASES SHALL BE TYPE "MXL" (SEE LIGHT FIXTURE SCHEDULE ON SHT. E6.02) UNLESS OTHERWISE NOTED. UP-LIGHTING SHALL BE INSTALLED THRU THE ENERGY MANAGEMENT SYSTEM. REFER TO E6.03 FOR CORRECT LOAD #. LIGHTING TO BE INSTALLED AT LEAST 8" IN FROM THE EDGES OF THE CASES AND AS CLOSE TO THE FRONT OF THE CASE AS THE VALANCE WILL ALLOW.
  16. THE FOOD LION STOREFRONT SIGN IS FURNISHED & INSTALLED BY OTHERS. THE ELECTRICAL CONTRACTOR SHALL PROVIDE PIG-TAILS, FINAL CONNECT WIRE, STOREFRONT SIGN AND WIRE TO APPROPRIATE CIRCUITS.
  17. ANY LIGHT FIXTURES TO BE REUSED ARE TO BE REMOVED AND STORED IN A MANNER THAT RENDERS THEM REUSABLE IN A SECURED TRAILER BY THE GC/EC.
  18. ALL "T" LIGHTING SHALL BE ON A DEDICATED OR LABELED CIRCUIT AND BE ON THE LINE SIDE OF ANY ENERGY MANAGEMENT CONTROLS. SEE DETAIL 7/E2.01.


- LIGHTING PLAN KEY NOTES
1. STORE FRONT SIGN TO BE REPLACED. RECONNECT TO EXISTING CIRCUITS. COORDINATE REQUIREMENTS WITH SIGN CONTRACTOR.
  2. ELECTRICAL CONTRACTOR TO ORDER AND INSTALL 4" OF "04" LED LIGHTING FOR TOI SIGNAGE MOUNTED TO BACK OF BULKHEAD.
  3. RECEPTACLE AND JUNCTION BOX FOR DELI MONITOR MOUNTED IN CEILING TILE, COORDINATE EXACT LOCATION WITH FOOD LION CONSTRUCTION SUPERVISOR.
  4. NEW BUS-STRUT FIXTURE WIRED BY ELECTRICAL CONTRACTOR, INSTALLED BY DECOR CONTRACTOR AT 10'-6" AFF.
  5. EXISTING LIGHT FIXTURE, RELOCATED, EXTEND LIGHTING CIRCUITS FOR NEW LOCATION OF FIXTURE. FIELD VERIFY EXISTING CONDITIONS. DO NOT OVERLOAD EXISTING CIRCUITS.
  6. EXISTING LIGHT FIXTURE, RELOCATED, CONNECT TO NEW LIGHTING CIRCUIT FOR NEW FIXTURE LOCATION. FIELD VERIFY EXISTING CONDITIONS.
  7. NEW LIGHT FIXTURE, CONNECT TO EXISTING ELECTRICAL CIRCUIT. FIELD VERIFY EXISTING CONDITIONS; ELECTRICAL CONTRACTOR TO VERIFY EXISTING CIRCUIT IS NOT OVERLOADED.
  8. NEW LIGHT FIXTURE, CONNECT TO NEW ELECTRICAL CIRCUIT. FIELD VERIFY EXISTING CONDITIONS; ELECTRICAL CONTRACTOR TO VERIFY EXISTING CIRCUIT IS NOT OVERLOADED.
  9. MOUNT FIXTURES ON TOP OF REFRIGERATED CASES IN WALL-WASH CONFIGURATION, SEE GEN. NOTE #15.
  10. COORDINATE EXACT LOCATIONS AND QUANTITIES OF DEPARTMENT SIGN FIXTURES IN FIELD WITH CEILING CONTRACTOR. RUN CIRCUIT THROUGH EXISTING CONTRACTOR FOR EMS CONTROL (EMS CIRCUIT #14). PROVIDE NEW CONTRACTOR IN ENCLOSURE IF REQUIRED.
  11. EXISTING LIGHT REMOVED, CONNECT LIGHT TO EXISTING CIRCUIT. ELECTRICAL CONTRACTOR TO VERIFY EXISTING CIRCUIT IS NOT OVERLOADED.
  12. ELECTRICAL CONTRACTOR TO COORDINATE WITH FOOD LION CONSTRUCTION SUPERVISOR AT TIME OF WALK THROUGH IF EXISTING SALES AREA FACING EMERGENCY AND EXIT SIGNS TO BE REPLACED WITH NEW WHITE FIXTURES.
  13. RELOCATE RESTROOM SWITCH TO OTHER SIDE OF DOOR OPENING TO COORDINATE WITH DOOR SWING CHANGE.
  14. CONNECT UN-SWITCHED TO EMERGENCY LIGHT TO LOCAL LIGHTING CIRCUIT, BEFORE ANY ENERGY MANAGEMENT CONTROLS.

- HANGING TRACK SYSTEM NOTES: (SUPPLIED BY FOOD LION)
- PRODUCE AREA EQUIPMENT: (SILVER COATED)
- 2 CIRCUIT SILVER TRACK BY BUS STRUT, PROVIDED BY FOOD LION AMERICA, INSTALLED BY DECOR VENDOR, WIRED BY ELECTRICAL CONTRACTOR.
- ELECTRICAL:
- THE TRACK SYSTEM WILL HAVE A SINGLE CORNER DROP FROM A 4"x4" JUNCTION BOX STRATEGICALLY LOCATED IN THE BAR JOISTS ABOVE THIS AREA. BY CORD TO BE SILVER. ELECTRICAL CONTRACTOR TO PROVIDE TWO (2) 20 AMP CIRCUITS. ELECTRICIAN WILL NEED 90-DEGREE CONNECTOR INTO KNOCKOUT OF FITTING.
- TRELLIS SCENARIOS:
- EXISTING TRELLIS (1 CIRCUIT TRACK) TO REMAIN- NO CHANGES. EXISTING TRELLIS WILL REMAIN ON SINGLE ELECTRICAL CIRCUIT AND EMS LOAD 1.
  - EXISTING TRELLIS (2 CIRCUIT TRACK) TO REMAIN- EC TO VERIFY 2 ELECTRICAL CIRCUITS ARE DEDICATED AND SPLIT 1/3 VS. 2/3 ON EMS LOADS 1 & 9.
  - EXISTING TRELLIS TO BE REPLACED WITH BUS STRUT- EC TO VERIFY 2 ELECTRICAL CIRCUITS ARE DEDICATED ON EMS LOAD 9.
  - NO TRELLIS EXISTING, ADDING BUS STRUT- REQUIRES 2 DEDICATED CIRCUITS, ON EMS LOAD 9.
- GC SHALL NOT WIRE TRELLIS TO AN EXISTING LIGHTING LOAD/RUN.
- TRACK LAYOUT:
- THE PRODUCE TABLE ARRANGEMENT ON THESE DRAWINGS HAS BEEN APPROVED AND SHOULDN'T BE CHANGED UNLESS REQUESTED BY FOOD LION AMERICA. BE SURE THAT THE TRACK HEADS ARE MOUNTED AS INDICATED ON THE DRAWINGS. ADJUSTMENT CAN BE MADE AFTER THE TABLES ARE IN PLACE.
- INSTALLATION: (BY DECOR CONTRACTOR):
- THE TRACK SYSTEM AND TRACK HEADS WILL BE DELIVERED AND INSTALLED BY SOUTHEASTERN PRODUCTS. ELECTRICAL CONTRACTOR TO PROVIDE POWER TO TRACK AND CONNECT.
- TRELLIS MOUNTING HEIGHTS (APPLICABLE TO NEW TRELLISES):
- 10' AFF CEILING- MOUNT TRELLIS TO CEILING, MAINTAIN 8" MIN. HORIZONTAL CLEARANCE FROM SPRINKLER HEADS.
  - 11' AFF CEILING- MOUNT TRELLIS TO CEILING, MAINTAIN 8" MIN. HORIZONTAL CLEARANCE FROM SPRINKLER HEADS.
  - 12' AFF CEILING & HIGHER- MOUNT AT 10'-6" AFF.
  - OPEN CEILING- SUSPEND AT 12'-0" AFF.
  - GARDEN COOLER INTERIOR- MOUNT TRELLIS AT 10'-6" AFF
  - GARDEN COOLER SALES AREA- SEE ABOVE.
- BUS STRUT CONTACT:
- ELIZABETH DURBIN (614)933-8695 X. 1006 EDURBIN@BUSSTRUT.COM

REFER TO SHEET E6.02 FOR LIGHT FIXTURE SCHEDULE  
REFER TO SHEET E6.03 FOR ENERGY MANAGEMENT SYSTEM NOTES



Architecture  
Interior Design  
Land Planning  
Project Management



Professional Seals

**FOOD LION APPROVAL**

☐ APPROVED

☐ APPROVED AS NOTED

☐ NOT APPROVED

DATE \_\_\_\_\_

BY \_\_\_\_\_

Interior Alteration For:

**FOOD LION**

2110 Executive Drive, Salisbury, NC 28145 | Ph: 704.633.8250

Store No. **2250**

1555 E. UNION BLVD.  
MORGANTON, NC 28655

OWNERSHIP OF INSTRUMENTS OF SERVICE:

All reports, specifications, plans, computer files, field data, notes, and other documents and instruments of service shall remain the property of the Design Professional. The Design Professional shall retain all common law, statutory and other reserved rights, including the copyright therein.

This drawing is the property of Yates - Christberg - Hughes Architects and is not to be reproduced or copied in whole or any part. It is not to be used on any other project and is to be returned upon request.

© Copyright 2019

Project No.: \_\_\_\_\_

File Name: \_\_\_\_\_

2250 E1.01\_00.dwg

Date: 12/20/19

Revisions:

No.	Description	By	Date
1	ISSUED FOR PERMIT	EL	12/20/19

ELECTRICAL LIGHTING PLAN

Electrical

**E1.01**

YCH Commission Number

19029.00

7035 Northwinds Dr NW  
Concord, NC 28027  
704 . 788 . 2000  
ycharch.com